

Patient Information Leaflet

EXOD

(Ofloxacin Eye/Ear Drops)

Composition

Each ml contains

Ofloxacin	USP	0.3% w/v
Benzalkonium Chloride (As preservative)	BP	0.0025% w/v
Water for injection	BP	q.s.

1. What EXOD is and what it is used for?

EXOD is an eye/ear drops indicated for the topical treatment of external ocular infections (such as conjunctivitis and kerato-conjunctivitis) and otitis externa, otitis Media in adults and children caused by ofloxacin sensitive organisms.

EXOD belongs to a group of medicines called fluorinated 4-quinolone antibacterial agents.

EXOD is not recommended for use in infants below the age of one year.

2. What you need to know before you use EXOD?

Do not use EXOD.

If you are allergic (hypersensitive) to ofloxacin, benzalkonium chloride, any of the other ingredients, or any other quinolones.

Warnings and precautions

EXOD is not for injection.

This product should be used with caution in :

- Patient sensitive to other quinolone antibacterial agents.
- Patients with a defect or ulceration of the surface of the eye.

EXOD potentially increases sensitivity to sunlight. You should avoid exposure to direct sunlight or sun during use of EXOD.

Heart problems:

This medication should be used cautiously if you have a history of prolonged QT interval, salt imbalance, slow heart rhythm, weak heart, heart attack history, or are taking other medications causing abnormal ECG changes.

Other medicines and EXOD

You must tell your doctor if you are taking other medicines that can alter your heart rhythm: medicines that belong to the group of anti-arrhythmics (e.g. quinidine, hydroquinidine, disopyramide, amiodarone), tricyclic antidepressants, some antimicrobials (that belong to the group of macrolides), some antipsychotics.

Pregnancy and breast-feeding

Tell your doctor before you start using EXOD if you are pregnant or if you are breast-feeding. Ask your doctor or pharmacist for advice before using any medicine.

EXOD contains Benzalkonium Chloride

This medicine contains 0.0025% w/v of benzalkonium chloride in 1 ml of solution. Benzalkonium chloride may also cause eye irritation, especially if you have dry eyes or disorders of the cornea (the clear layer at the front of the eye).

If you feel abnormal eye sensation, stinging or pain in the eye after using this medicine, talk to your doctor.

Use of contact lenses is not recommended in patients receiving treatment for an eye infection.

3. How to use EXOD?

Always use EXOD exactly as your doctor has told you. You should check with your doctor or pharmacist if you are not sure.

The usual dose is 1 or 2 drops into the affected eye(s)/ear(s) every 2 to 4 hours for the first 2 days and then 4 times a day from then on.

To be effective EXOD must be taken regularly.

The length of treatment should not exceed ten days.

4. What if you missed the dose?

If you miss a dose, apply it as soon as you can. If it is almost time for your next dose, apply only that dose. Do not take double or extra doses.

5. Possible side effects

- Eye irritation
- Redness
- Ocular discomfort
- Sensitivity to light
- Inflammation
- Tearing
- Swelling around the eyes (including eyelid swelling)
- Dryness (mild stinging or burning)

6. How to store EXOD?

Keep out of the reach and sight of children.

Once you have opened the bottle, it should be used within a month.

Do not use after a month even if there is solution remaining.


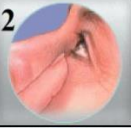




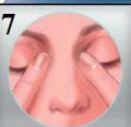

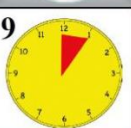


Store below 25°. Store in a dark place.

Do not use EXOD if the solution is not clear.

National
Healthcare

आँखामा औषधिको थोपा प्रयोग गर्ने तरिकाहरू

How to Use Eye Drops

साबुन पानीले हात राम्ररी धुने ।	1 	Wash your hands thoroughly with soap and water.
टाउकोलाई पछाडि ढल्काउने अथवा पल्टिने ।	2 	Tilt your head back.
एक हातको औँलाले आँखाको तल्लो भागलाई हल्का तल तानेर औषधिको थोपा हाल्नको लागि ठाउँ बनाउने ।	3 	Pull down the lower lid of your eye with your index finger to form a pocket.
अर्को हातले औषधिको बोतल लिने र बोतलको टुप्पोलाई आँखा नजिक लाने । (टुप्पोले आँखामा नछुवाउनुहोला)	4 	Hold the dropper (tip down) with the other hand, as close to the eye as possible without touching it.
बोतललाई बिस्तारै थिची औषधिको थोपालाई आँखाको तल्लो भाग तानेर बनाइएको ठाउँमा लगाउने ।	5 	While looking up, gently squeeze the dropper so that a single drop falls into the pocket made by the lower eyelid.
आँखालाई २-३ मिनेटसम्म बन्द राखेर भुईँतिर निहुरिने । (आँखालाई बिस्तारै बन्द गर्नुहोला)	6 	Close your eye for 2 to 3 minutes and tilt your head down. Try not to blink or squeeze your eyelids.
आँखाको भित्री कुनालाई बिस्तारै थिच्ने ।	7 	Place a finger on the tear duct (Inside Corner of Eye) and apply gentle pressure.
आँखा बाहिर परेको औषधिलाई सफा कपडाले पुछ्ने ।	8 	Wipe any excess liquid from your face with a tissue.
एक भन्दा बढी औषधि आँखामा लगाउनु परेमा, पहिलो औषधि प्रयोग गरेको ५ मिनेटपछि मात्र दोस्रो औषधिको प्रयोग गर्ने ।	9 	When 2 different eye drops are to be used, wait at least 5 minutes before instilling the second drop.
प्रयोग पछि बोतललाई राम्ररी बन्द गर्ने । (बोतलको टुप्पोलाई नधुनु / नछुनु होला ।)	10 	Replace and tighten the cap on the dropper bottle. Do not wipe or rinse the dropper tip.
औषधि प्रयोग गरेपछि हात राम्ररी धुने ।	11 	Wash your hands to remove any medication.

How to use Ear Drops

1. Wash your Hands thoroughly with soap and water.



2. Gently clean your ear with a damp facecloth and then dry your ear.



3. Warm the ear drops by holding the bottle in your hand for one to two minutes. This can help reduce any discomfort that could be caused by cold drops in your ear.



4. Tilt the affected ear up or lie on your side. Pull the ear backward and upward (or if giving to a child younger than 3 years of age, pull backward and downward) to open the ear canal.



5. Place the prescribed dose of drops in your ear.



6. Gently press on the small flap over the ear to help the drops to run into the ear canal.



7. Keep your ear tilted for a few minutes.



8. Replace and tighten the cap right away. Store in cool and dark place. Once you have opened the bottle do not use it longer than 28 days, even if there is solution remaining.



9. Wash your hands to remove any medications



**National
Healthcare**

